



MONTHLY ECONOMIC NEWS LETTER September 2015

Making is fundamental to what it means to be human. We must make, create, and express ourselves to feel whole. There is something unique about making physical things. These things are like little pieces of us and seem to embody portions of our souls.

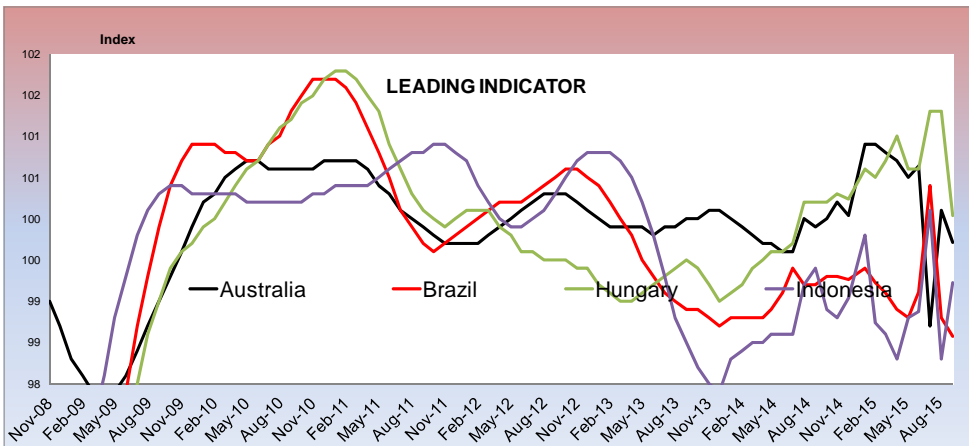
The **maker movement**, as we know, is the umbrella term for independent inventors, designers and tinkerers.

<http://www.techshop.ws/images/0071821139%20Maker%20Movement%20Manifesto%20Sample%20Chapter.pdf>

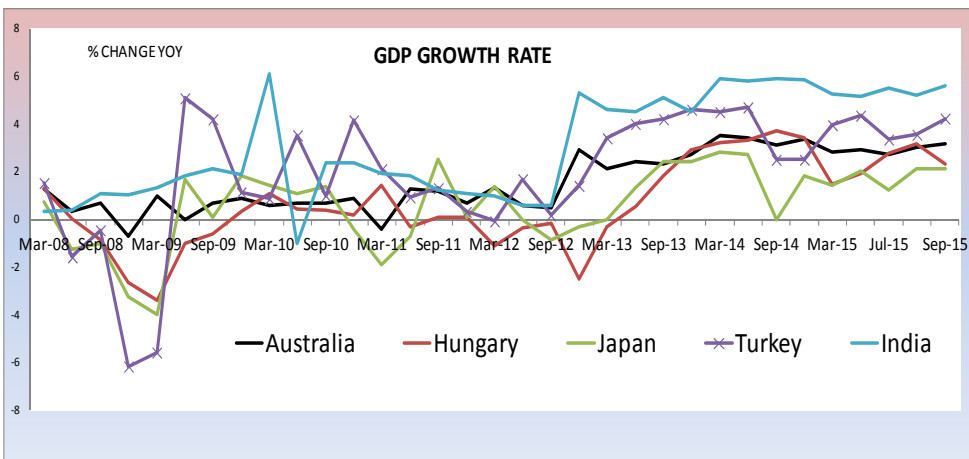
- Crowd Funding**
1. <http://www.startme.co.za/>
 2. <http://jumpstarter.co.za/>
 3. <http://www.fundfind.co.za/>

Crowdfunding is the practice of funding a project or venture by raising monetary contributions from a large number of people, typically via the internet.

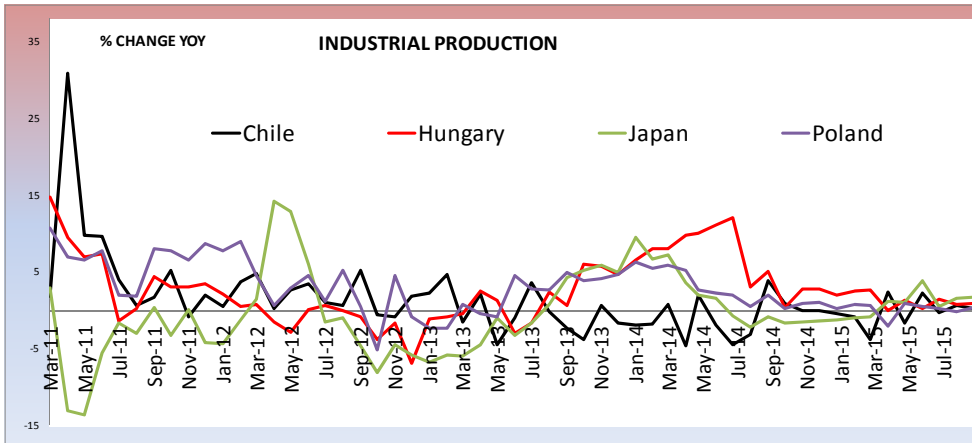
MACROECONOMIC INDICATORS



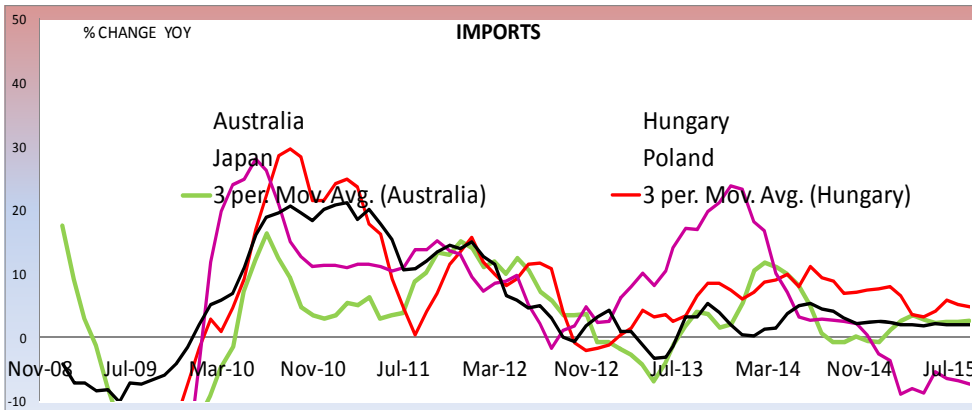
	Aug-15	Sept-15
Russia	98.40	99.3
Sweden	100.40	99.40
India	99.90	90.0
Turkey	97.80	98.8
Hungary	101.30	100.0
Indonesia	98.30	99.20
Australia	100.10	99.7
Korea	101.3	100.2
China	97.20	99.1



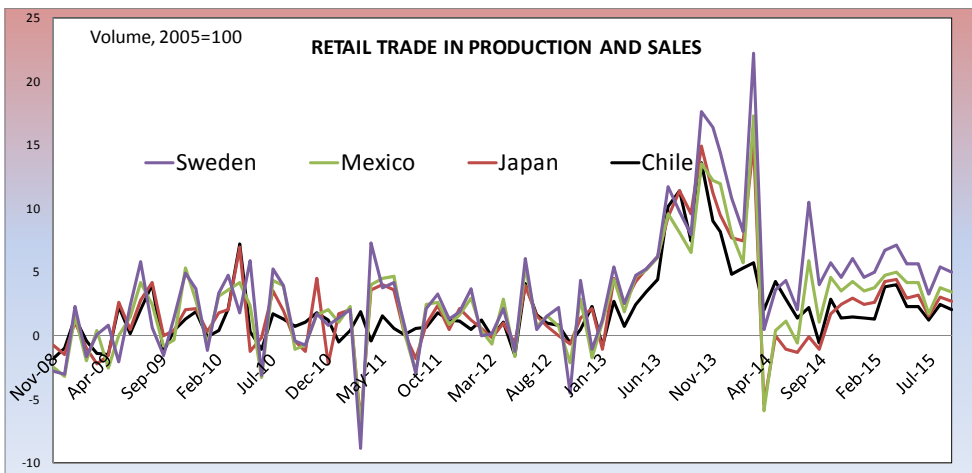
	Aug-15	Sept-15
Russia	3.02	0.78
Sweden	3.15	1.80
Brazil	2.12	1.90
India	3.20	5.58
Turkey	2.65	4.23
Hungary	2.52	2.33
Australia	3.55	3.15
Korea	2.37	3.55



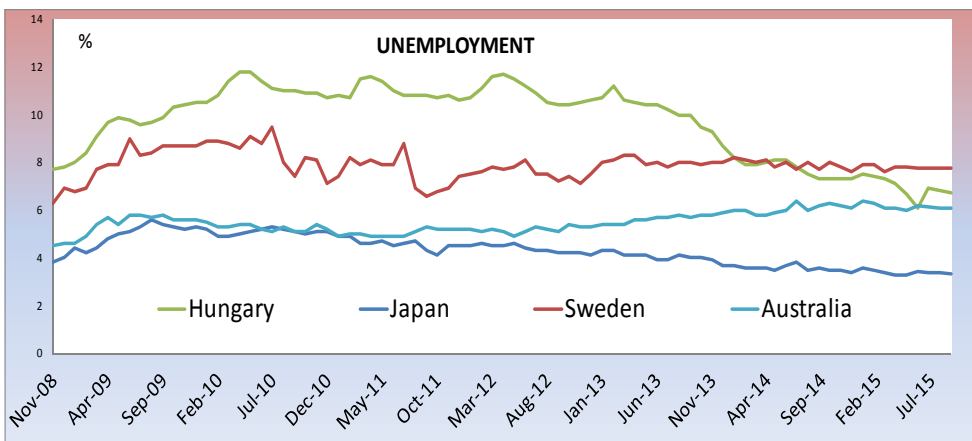
	Aug-15	Sept-15
Russia	0.69	-0.11
Europe	0.75	-0.07
Sweden	1.62	0.77
Japan	-0.68	1.73
Poland	-0.10	0.37
Hungary	1.06	0.94
Chile	-0.33	0.26



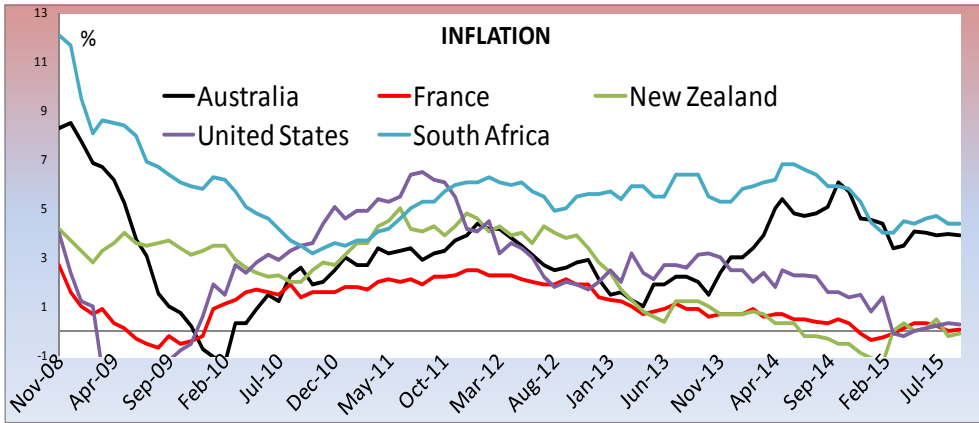
	Aug-15	Sept-15
Europe	2.97	2.17
Sweden	4.76	5.16
China	-7.20	-13.95
Poland	-15.66	1.92
Hungary	0.82	4.20
Japan	1.21	-7.78
Australia	2.01	2.60



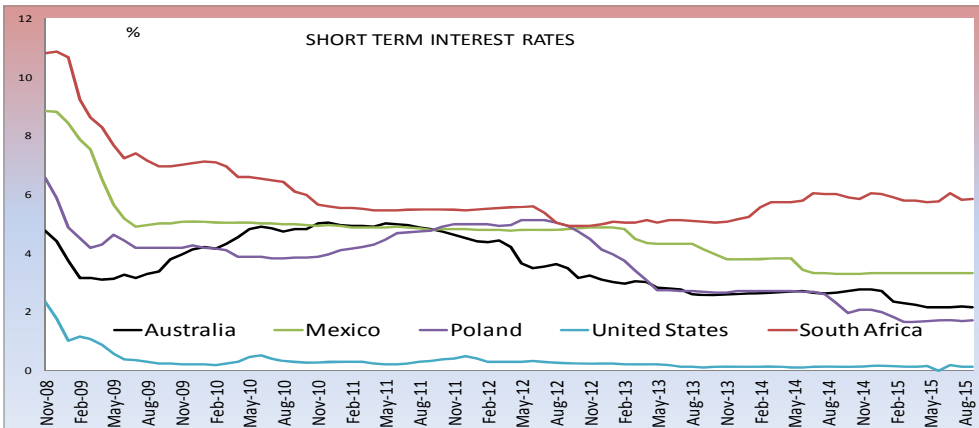
	Aug-15	Sept-15
USA	2.41	1.25
Europe	1.45	0.94
Japan	0.60	0.63
Sweden	0.78	1.58
Hungary	0.72	1.23
Mexico	-0.34	0.77
Korea	1.38	0.75



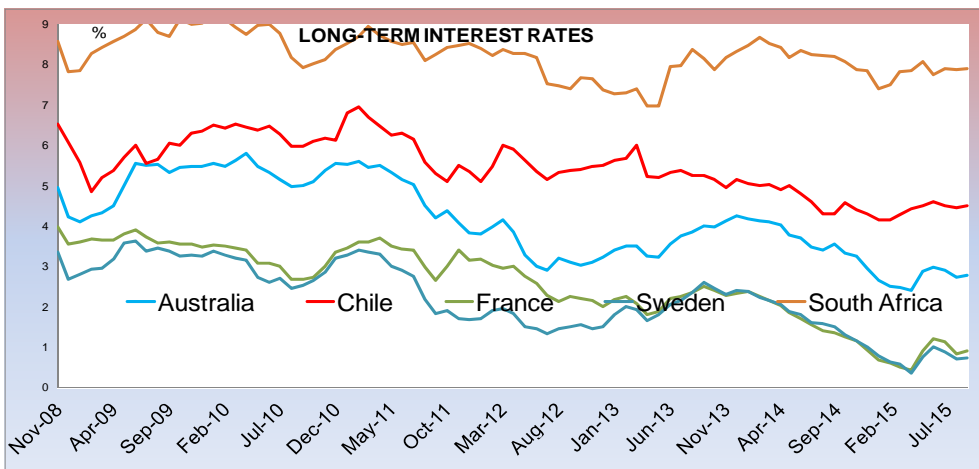
	Aug-15	Sept-15
Turkey	6.10	8.65
Europe	6.82	11.16
Sweden	3.36	7.75
Japan	3.75	3.35
Australia	7.75	6.16
Hungary	8.88	6.73
Korea	5.48	3.76



	Aug-15	Sept-15
Australia	4.0	3.9
Chile	3.4	3.6
France	0.0	0.1
Hungary	-0.3	-0.1
Japan	1.2	1.0
Korea	0.6	0.5
Mexico	3.0	3.0
New Zealand	-0.2	-0.1
Poland	-0.6	-0.6
Sweden	-0.2	-0.2



	Aug-15	Sept-15
Poland	2.17	1.70
Sweden	2.88	-0.30
US	-0.01	0.11
Euro area	1.48	-0.01
Russian	0.17	13.95
S A	1.74	5.83



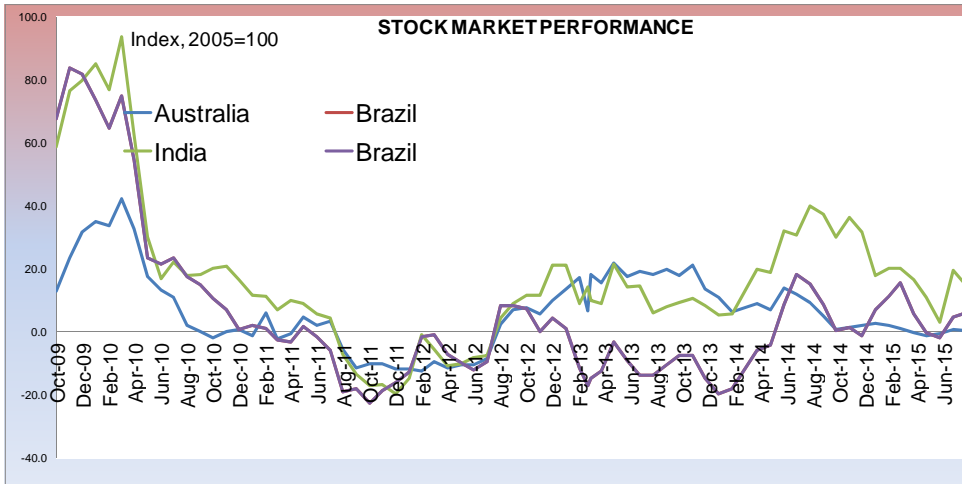
	Aug-15	Sept-15
Australia	2.17	2.78
Chile	2.88	4.49
France	-0.01	0.89
Hungary	1.48	3.60
Japan	0.17	0.27
Korea	1.74	2.39
S A	6.25	7.89

NB: Figures in red are estimates, calculated using a 3 month moving average

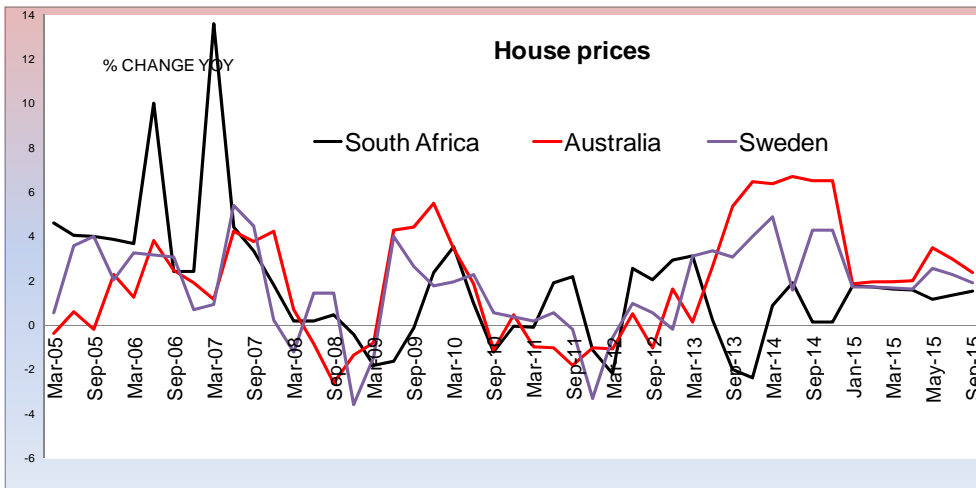
FINANCIAL INDICATORS

EXCHANGE RATES (PER 1 USD END OF THE MONTH)									
	Jan-15	Feb-15	Mar-15	Apr-15	May-15	Jun-15	Jul-15	Aug-15	Sept-15
Chile	570.52	570.52	575.66	577.71	1546.65	2467.45	2457.92	1762.43	2058.61
Hungary	232.62	232.62	234.77	236.00	1634.74	2551.15	2457.05	1719.74	2090.67
Japan	105.87	105.87	106.69	107.11	1774.61	2642.80	2447.64	1743.04	2152.02
Korea	1053.06	1053.06	1048.67	1049.24	1959.89	2739.26	2425.96	2043.59	2292.17
Mexico	13.31	13.31	13.33	13.35	2073.72	2836.68	2386.79	1827.64	2281.21
Poland	3.155	3.155	3.18	3.20	2368.059	2945.676	2322.525	1909.86	2386.53
Sweden	6.86	6.86	6.97	7.02	2762.20	3041.95	2218.67	2007.46	2567.57
Euro area (17 countries)	0.75	0.75	0.76	0.76	3313.24	3097.89	2054.01	2116.48	2645.41
China	6.143	6.143	6.15	6.15	4141.360	3044.057	1793.040	2246.15	2806.15

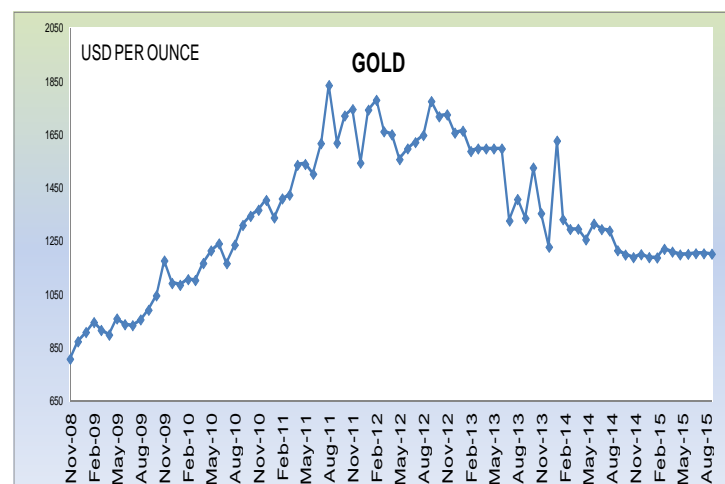
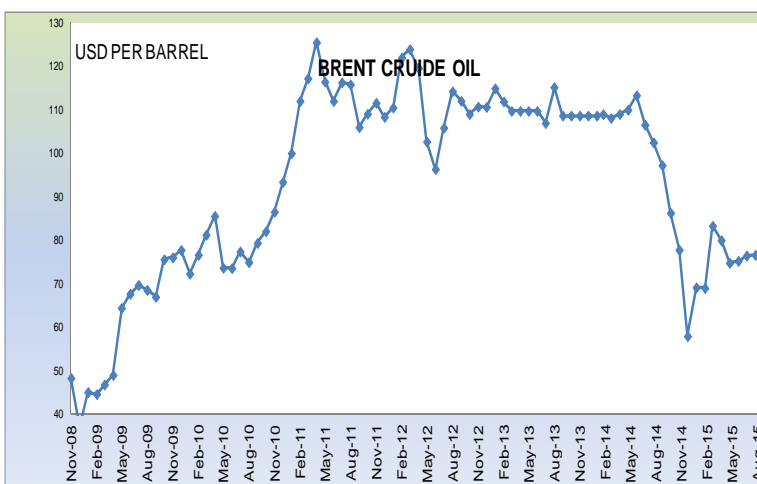
Indonesia	11865.25	11865.25	11870.16	11913.60	5519.76	2678.29	1376.03	5371.92	3736.50
Russian Federation	3191.06	3191.06	4051.81	4453.42	2322.84	1257.55	724.91	2189.68	1623.75
South Africa	917.78	917.78	175.74	192.26	192.26	192.26	192.26	192.26	182.84



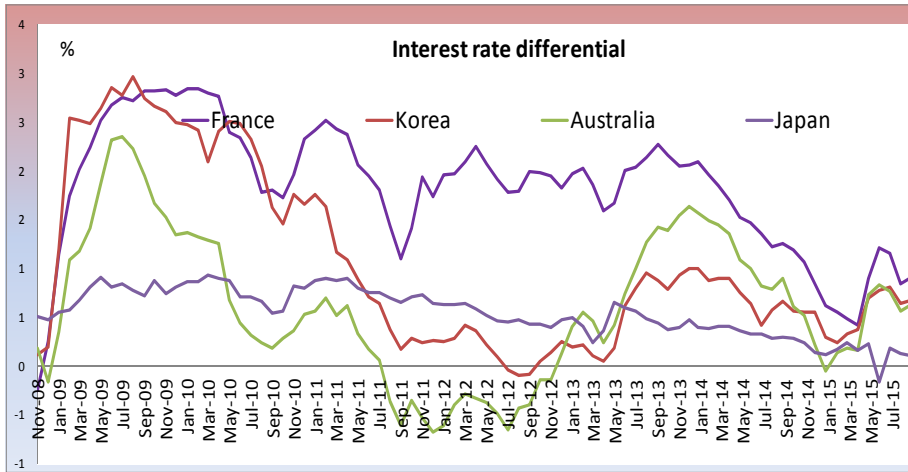
	Aug-15	Sept-15
India	5.4	4.9
Indonesia	8.6	9.2
Japan	-3.5	-3.6
Luxembourg	2.8	3.8
Russian Federation	4.8	5.0
South Africa	2.6	2.4
Sweden	9.6	8.0
Turkey	2.4	2.0



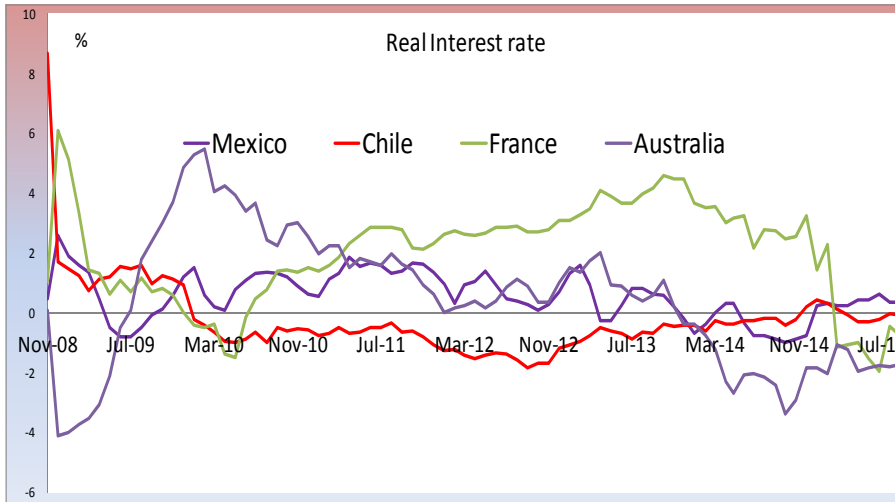
	Jun-15	Sept-15
South Africa	1.33	1.52
Australia	2.96	2.36
South Korea	1.00	1.03



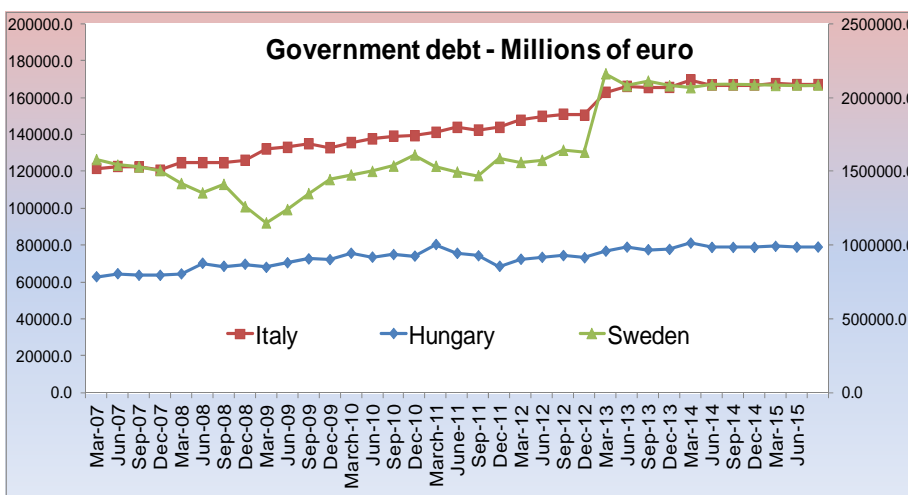
MONETARY AND FISCAL ANALYSIS



	Aug-15	Sept-15
Mexico	0.56	1.28
New Zealand	1.57	0.18
Poland	0.84	1.16
Sweden	2.07	1.04
United States	0.12	2.08
Russian Federation	0.63	-3.99
South Africa	1.53	2.05



	Aug-15	Sept-15
New Zealand	-1.80	3.43
Poland	-0.47	2.35
Sweden	-0.03	-0.09
United States	1.78	-0.13
Euro area (17 countries)	-1.02	-391
Russian	1.17	-1.43
South Africa	0.35	1.46



	Jun-15	Sept-15
European Union	11 416	11 412
France	1 946	1 945
Italy	2 090	2 089
Hungary	79	78
Portugal	216	206
Slovenia	25	24
Sweden	167	167
United Kingdom	1 287	1 272